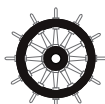


JHS-183 AIS



– the JHS-183 sets the next step for best choice for long range reception

4.5-inch high brightness display
Dual color LED backlight
Displaying up to 200 AIS targets
Proven transponder design
Advanced interfacing possible



Japan Radio Co., Ltd.

since 1915

Features

Features

The JHS-183 is an important piece of navigation equipment for collision avoidance and maneuvering, featuring an all new display and a transponder designed for long range reception.



Dual color LED backlight New

The JHS-183 incorporates many display modes readily available on a highly visible 4.5-inch LCD display. Besides the display being fully dimmable and backlit keys, it features dual LED backlight (white and orange), making it easy to operate in various light settings on the bridge.

No flush mount kit

With JRC's new design approach, a flush mount kit is not required and screws are nicely concealed behind the front cover.



Guard zone

This function allows the user to set a guard zone, providing a visual and audible alert for any vessel entering that area.

Own group vessels

The JHS-183 incorporates a function that recognizes own group vessels. When presetting a vessel's identification, it can easily be shown on the display.

AIS-SART

The JHS-183 supports the reception of AIS-SART¹ signals which are automatically sorted to the top of the screen.

Self diagnosis

The built-in automatic self-diagnosis function allows easy maintenance and contributes to an ever higher system reliability.


1. Expected support end 2012.

Operation

Uniform operation

In keeping with the company's philosophy of an easy to use Man Machine Interface, the new generation displays have allowed JRC's engineers to develop an exciting new software approach for uniform operation.

The JHS-183 is able to display up to 200 AIS targets and the excellent on-screen menus will greatly shorten most users' learning period.



About AIS

The JHS-183 AIS is a ship borne system capable of regularly broadcasting own ship's unique information and continually receiving and displaying information broadcast from other vessels. The AIS can "see around corners", allowing avoidance of dangers before visual contact has been established. All ship's information including static and voyage related data such as the ship's name and cargo, as well as its dynamic navigational information, i.e., position, course, and speed can be transmitted and received.

Integration with navigation equipment

The JHS-183 is an important piece of navigation equipment onboard for collision avoidance and maneuvering. The information broadcast from other ships displayed on the AIS, together with the geographical information shown on the radar or ECDIS provides highly important data for strategic decisions and for prompt contact with other ships.



Remote Maintenance System (RMS)

JRC has the ability to cost-effectively monitor performance and functionality of the JHS-183 while at sea, significantly reducing downtime and maintenance costs.

Flexibility



New transponder New


JRC's advantage of long range reception has been the basis for this new model. The outside of the transponder is the same as its predecessor, but the inner parts have been completely updated to the latest technologies, such as digital signal processing, increased circuit integration and optimized transmission power.

Interfacing

Interfacing is made easy and cost-effective. Connect your radar or ECDIS, GPS and gyro to the display and you're all set.

With the (optional) all new connection box you'll receive all the interfacing you need for advanced networking, such as DGPS, alarm, long range, and more.

A dedicated pilot plug port and LAN interfacing for maintenance or connecting to the ship's network is also readily available.



Installation

The JHS-183 consists of just two components, display and transponder. The components are light and compact with only one coax cable between the display and transponder required. This allows for a straightforward installation approach, significantly reducing the installation time.

Long LCD life

The LCD has a life span of 50,000 hours guaranteeing many years of continuous operation - regardless of the LED backlit color selected.

What's standard?

- Display
- Transponder
- Power cable (2 m)
- Data cable (2 m)
- Spares
- Manual


What's optional?

- | | |
|---------------------|----------------------|
| • Connection box | NQE-5183 |
| • Pilot plug box | NQE-3150 |
| • Power, Data cable | CFQ-9183D/F (10/20m) |
| • Data cable | CFQ-9193D/F (10/20m) |
| • Pilot plug cable | CFQ-9173A (30cm) |
| • AC power supply | NBD-577C |

Weight and dimensions

Display New

NCM-983 Weight 2,1 kg




Transponder New

NTE-183 Weight 2,6 kg




Connection box option New

NQE-5183 Weight 2,8 kg



Power supply option

NBD-577C Weight 5,4 kg



Japan Radio Co., Ltd.

Specifications

	JHS-183
IMO type approved	✓
Frequency	156.025–162.025 MHz, default channels 161.975 MHz, 162.025 MHz, DSC (receive only): 156.525 MHz
Frequency accuracy	Within $\pm 3 \times 10^{-6}$
Channel spacing	25 kHz
Type of emission	AIS: G1D (F1D)
Type of modulation	AIS: GMSK
Power	19–35V DC (optional power supply 100–220V AC)
Consumption	Up to 3.0A (transmitting), up to 1.0A (receiving)
Output power	12.5W/1W
Display New	4.5-inch FSTN LCD (128 by 64 pixels)
Keyboard	12 (backlit) keys
Dimmer	4 levels
Interfacing (standard)	IEC61162–1/2 input: 2 ports (GPS, gyro) IEC61162–2 in/output: 1 port (radar or ecdis)
Interfacing (with connection box)	IEC61162–1/2 input: 3 ports (GPS, gyro, speed log) IEC61162–1/ITU–R M, 823–2: 1 port (DGPS) IEC61162–2 in/output: 3 ports (radar, ecdis, long range) IEC61993–2 alarm output: 1 port
IEC61162–1 input	GNS, GLL, DTM, GBS, VBW, RMC, HDT, ROT, GGA, VTG
IEC61162–2 input	ABM, ACA, ACK, AIR, BBM, LRI, LRF, VSD, SSD, EPV, HBT, VDS, AIQ
IEC61162–2 output	ABK, ACA, ALR, DSC, DSR, LRF, LR1, LR2, LR3, TXT, VDO, VDM, TRL, VER, NAK
LAN New	IEC 61162–450: 1 port (for maintenance and ship's network)
Pilot plug	IEC61162–2 in/output: 1 port
Pilot plug input	ABM, ACA, ACK, AIR, BBM, EPV, SPW, HBT, SSD, VSD, AIQ
Pilot plug output	ABK, ACA, ACS, ALR, TRL, TXT, SSD, VSD, VDM, VDO, VER, NAK, DSC, DSR
Transponder connection	Single coax cable (up to 50 m) from display to transponder
Ambient conditions	Operating temperature: –25° to 55°C (transponder) –15° to 55°C (display, connection box) IP protection rate: IP56 (transponder), IP55 (display) Relative humidity: 0% to 95% non-condensing

JRC in Europe/Africa

Cessnalaan 40-42
1119 NL Schiphol-Rijk
The Netherlands

T +31 20 658 0750
F +31 20 658 0755
W jrceurope.com

JRC in Asia/Oceania

Fujisawa bldg. 30-16
Ogikubo 4-chome Sugunami-ku
Tokyo 167-8540, Japan

T +81 3 6832 1721
F +81 3 6832 1845
W jrc.co.jp

JRC in the Americas

1011 SW Klickitat Way, B-201
Seattle, WA 98134
USA

T +1 206 654 5644
F +1 206 654 7030
W jrcamerica.com